



Manufacturer
Olympus España

Model
BX51RF



Optical microscope



Optical inspection of samples

The Olympus BX51RF allows to obtain high resolution images of a sample and make various measurements on them.


Technical specifications

- Reflected light Brightfield + Reflected light Darkfield.
- Microscope objectives: 5x, 10x, 20x, 50x and 100x.
- Resolution: 0.35 μm .
- Halogen Lamp with 12V/100W.
- Light-balancing daylight filter (U-25 LBD), reducing the warmer (yellow to red) colors often seen with halogen lights.
- Yellow filter (U-25Y48), avoiding overexposure of sensitive samples.
- Microscope digital camera with 5 megapixels, ideal for image acquisition.

Available software:

Olympus Stream Basic

- High resolution images
- Acquisition of multi-dimensional images
- Capture of HDR images: to improve the contrast between dark and bright areas
- Images with a practically unlimited depth of focus (Extended Focal Imaging, EFI)
- Measurements on images as: distance, particle distribution, phase analysis, porosity, etc
- Processing of images



www.ibeccarcelona.eu/corefacilities

microfab@ibeccarcelona.eu