



**Manufacturer**  
Reify 3D

**Model**  
Solus DLP 3D Printer



## 3D Printer Solus



### Fabrication of 3D sub-millimeter structures

The DLP 3D printer uses a HD direct light projector to create sub-millimetric 3D structures. The DLP projector allows to flash a single image at each resin layer, which increases fabrication speed.


### Technical specifications

- White light Vivitek 1189 DLP projector with 1080p resolution
- 36W UV source for post-curing process (370 nm)
- 80 mm x 45 mm x 80 mm CNC aluminum build platform
- Acrylic resin tank with non-stick replacement Teflon film
- XY resolution:
  - 25  $\mu\text{m}$  at 48 x 27 x 80 mm<sup>3</sup> building area
  - 41  $\mu\text{m}$  at 80 x 45 x 80 mm<sup>3</sup> building area
- Layer thickness (Z resolution): from 10  $\mu\text{m}$  to 100  $\mu\text{m}$

### Resins:

- SolusProto:
  - Orange opaque resin
  - Supports 10  $\mu\text{m}$  slices
  - Fast dry to cut down on post curing times
  - Great mechanical performance
  - Low shrinkage for excellent dimensional accuracy and stability
  - Withstands high temperatures for mold making

## 3D Printer Solus



### Available software:

#### Solus Contour (SC 1.4.14)

- User friendly interface
- Layer Previews (displays each slice of a model)
- Support Detection (accurately detects islands that require supports in a print)
- Resin Profiling (optimized for B9, MJ-Waxcast, Solus-proto resins and add resin feature)
- Projector Shutdown (shuts down the projector after a print is completed)

#### Netfab

- Allows to repair STL files before trying to use them in the 3D printer

[www.ibeccbarcelona.eu/corefacilities](http://www.ibeccbarcelona.eu/corefacilities)

[microfab@ibeccbarcelona.eu](mailto:microfab@ibeccbarcelona.eu)